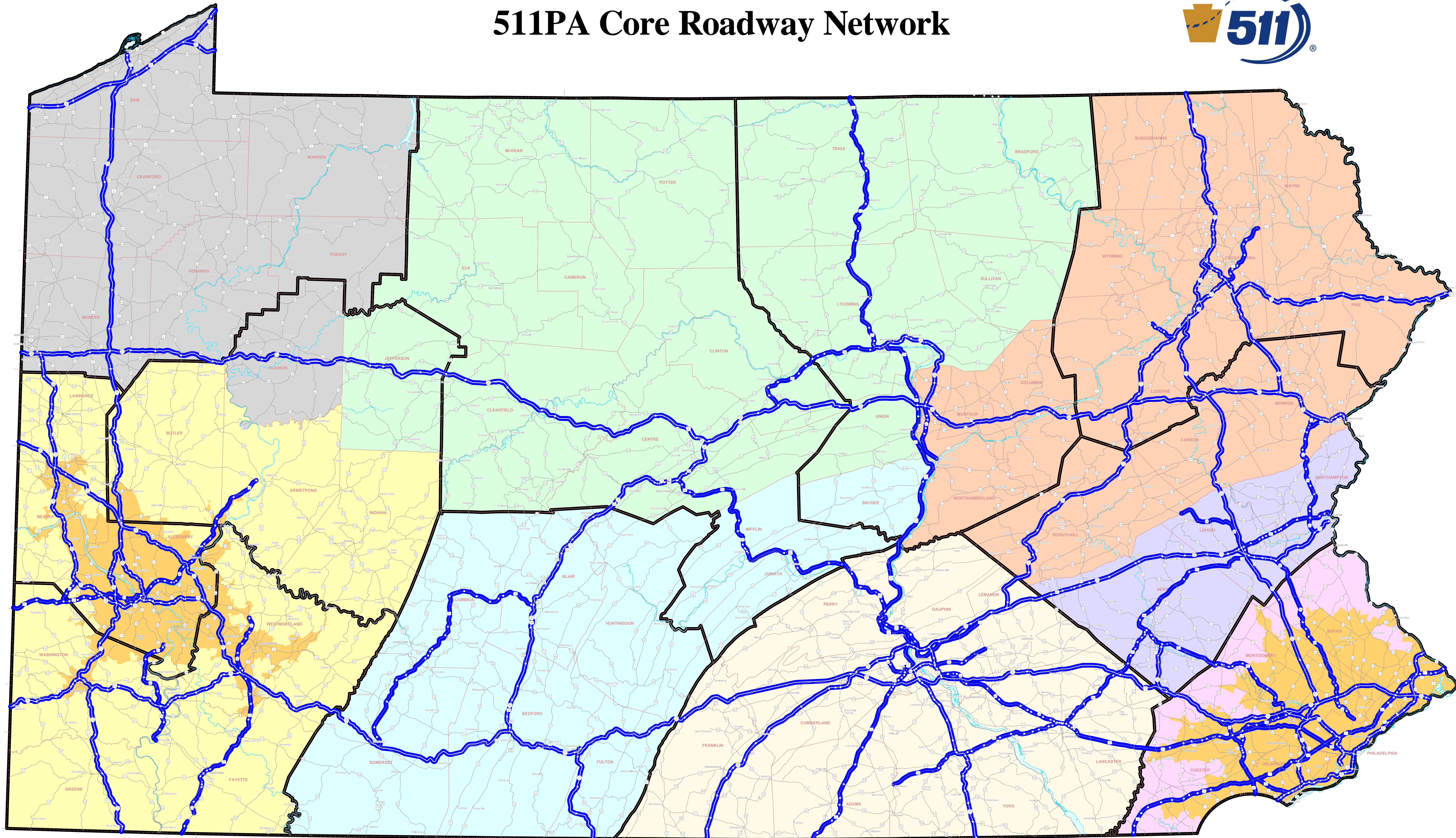










511PA Core Roadway Network



511PA Core Roadway Network

 Traffic Incident Data

511 PA Calling Regions

- | | |
|--|--|
|  Scranton / Wilkes-Barre / Poconos |  State College / Northern Tier |
|  Allentown / Bethlehem / Easton (Lehigh Valley) |  Pittsburgh / Southwestern PA |
|  Greater Philadelphia Region |  Erie / Northwestern PA |
|  Harrisburg / Lancaster / York (Capital Region) |  Altoona / Southern Alleghenies |



511PA CORE ROADWAY NETWORK

TRAFFIC INCIDENTS, SLOWDOWNS, AND WINTER ROAD CONDITIONS ARE AVAILABLE ON THE FOLLOWING ROADWAY SEGMENTS

511PA Calling Region	Route	Beginning Location	Ending Location
Scranton/Wilkes-Barre/Poconos	I-80	Union/Northumberland County Line	New Jersey State Line
	I-81	Schuylkill/Lebanon County Line	New York State Line
	I-84	I-81 Interchange	New York State Line
	I-180	Northumberland/Lycoming County Line	I-80 Interchange
	I-380	I-80 Interchange	I-84 Interchange
	I-476 (Turnpike)	Lehigh/Carbon County Line	I-81 Interchange
	US-6	I-81/I-84 Interchange	End of Limited Access
	US-209	PA-33 Interchange	I-80 Interchange
	PA-33	Northampton/Monroe County Line	I-80 Interchange
	PA-147	US-11 Interchange	I-80 Interchange
PA-309	I-81 Interchange	End of Limited Access	
Allentown/Bethlehem/Easton (Lehigh Valley)	I-76 (Turnpike)	Lancaster/Berks County Line	Berks/Chester County Line
	I-78	Lebanon/Berks County Line	New Jersey State Line
	I-176	I-76 Interchange	US-422 Interchange
	I-476 (Turnpike)	Bucks/Lehigh County Line	Lehigh/Carbon County Line
	US-22	I-78 Interchange	New Jersey State Line
	US-222	Lancaster/Berks County Line	I-476 Interchange
	US-422	Berks/Montgomery County Line	US-222 Interchange
	PA-33	I-78 Interchange	Northampton/Monroe County Line
PA-309	Bucks/Lehigh County Line	Lehigh/Schuylkill County Line	
Greater Philadelphia	I-76 (Turnpike)	Berks/Montgomery County Line	I-276 Interchange
	I-76 (Schuylkill Exp.)	I-276 Interchange	PA-611 Interchange
	I-95	Delaware State Line	New Jersey State Line
	I-276 (Turnpike)	I-76 Interchange	New Jersey State Line
	I-476	I-95 Interchange	I-276 Interchange
	I-476 (Turnpike)	I-276 Interchange	Bucks/Lehigh County Line
	I-676	I-76 Interchange @ Exit 344	Ben Franklin Bridge Exit
	US-1	Maryland State Line	New Jersey State Line
	US-30	Lancaster/Chester County Line	I-76 Interchange
	US-202	Delaware State Line	I-76 Interchange
	US-322	US-1 Interchange	I-95 Interchange
	US-422	Berks/Montgomery County Line	US-202 Interchange
	PA-100	US-202 Interchange	I-76 (Turnpike) Interchange
PA-309	Philadelphia/Montgomery County Line	Bucks/Lehigh County Line	
Harrisburg/Lancaster/York (Capital Region)	I-76 (Turnpike)	Huntingdon/Franklin County Line	Lancaster/Berks County Line
	I-78	I-81 Split	Lebanon/Berks County Line
	I-81	Maryland State Line	Lebanon/Schuylkill County Line
	I-83	Maryland State Line	I-81 Interchange
	I-283	I-76 (Turnpike) Interchange	I-83 Interchange
	US-15	Maryland State Line	PA-581 Interchange
	US-11/15	PA-581 Interchange	Perry/Juniata County Line
	US-22/322	Juniata/Perry County Line	I-81 Interchange
	US-22	I-81 Interchange	Dauphin/Lebanon County Line
	US-322	I-83 Interchange	Dauphin/Lebanon County Line
	US-30	Adams/York County Line	Lancaster/Chester County Line
	US-222	US-30 Interchange	Lancaster/Berks County Line
	PA-283	I-283 Interchange	US-30 Interchange
	PA-581	I-81 Interchange	I-83 Interchange
Altoona/Southern Alleghenies	I-70/I-76(Turnpike)	Westmoreland/Somerset County Line	I-70 Split @ I-76 (Turnpike) Interchange
	I-70	I-70 Split @ I-76 (Turnpike) Interchange	Maryland State Line
	I-76 (Turnpike)	I-70 Split @ I-76 (Turnpike) Interchange	Huntingdon/Franklin County Line
	I-99	I-70/I-76 (Turnpike) Interchange	Centre/Blair County Line
	US-11/15	Perry/Juniata County Line	Snyder/Union County Line
	US-22	US-219 Interchange	I-99 Interchange
	US-22/322	US-22 / US-322 Split	Juniata/Perry County Line
	US-322	Centre/Mifflin County Line	US-22 / US-322 Split
US-219	I-70/I-76 (Turnpike) Interchange	US-22 Interchange	
State College/Northern Tier	I-80	Clarion/Jefferson County Line	Union/Northumberland County Line
	I-99	Blair/Centre County Line	I-80 Interchange
	I-180	US-15 Interchange	Northumberland/Lycoming County Line
	US-15	Snyder/Union County Line	New York State Line
	US-220	I-80 Interchange	I-180 Interchange
	US-322	I-99/US-220 Interchange	Mifflin/Centre County Line
Erie/Northwestern PA	I-79	Lawrence/Mercer County Line	PA-5 Interchange
	I-80	Ohio State Line	Clarion/Jefferson County Line
	I-86	I-90 Interchange	New York State Line
	I-90	Ohio State Line	New York State Line
	I-376	Lawrence/Mercer County Line	I-80 Interchange
Pittsburgh/Southwestern PA	I-70	Ohio State Line	I-76 Turnpike Interchange
	I-76 (Turnpike)	Ohio State Line	I-70 Interchange
	I-70/I-76 (Turnpike)	I-70 Interchange	Westmoreland/Somerset County Line
	I-79	West Virginia State Line	Lawrence/Mercer County Line
	I-279	Fort Pitt Bridge (Downtown Pittsburgh)	I-79 Interchange
	I-376	Mercer/Lawrence County Line	US-422 Interchange (I-376 Turnpike)
	I-376 (Turnpike)	US-422 Interchange	PA-51 Interchange
	I-376	PA-51 Interchange (I-376 Turnpike)	Exit 85 (I-76 Turnpike Interchange)
	I-579	5th Ave in Pittsburgh	I-279 Transition (End of I-579)
	US-19	West End Bridge	I-279 Interchange
	US-22	West Virginia State Line	I-376 Intrechange
	US-119	US-40 Interchange	I-76 Turnpike Interchange
	PA-28	I-279 Interchange	US-422 Interchange
	PA-43 (Turnpike)	West Virginia State Line	PA-119 Interchange
	PA-43 (Turnpike)	US-40 Interchange	PA-51 Interchange
	PA-60	I-376 Interchange	West End Bridge
	PA-66 (Turnpike)	I-70/I-76 Turnpike Interchange	US-22 Interchange
PA-576 (Turnpike)	US-22 Interchange	I-376 Intrechange	

*Winter Road Conditions are reported between November 1 and April 30.

This table updated on 1/28/2014